

BILL OF MATERIALS

ITEM	QTY	SUPPLIER	SUPPLIER PN	DESCRIPTION	RACELOGIC PN
1	1	PRO POWER	PP01007	CIGAR PLUG WITH 3A FUSE	PP01007
2	1	ANY	-	SMALL CABLE TIE	-
3	A/R	BELDEN	8451 010100	CABLE - BELDEN CABLE 8451	529-187
4	1	AVERY	J8658-25	CABLE IDENT ON 25.4 X 10mm LABEL	J8658-25
5	1	PRO POWER	CGFC-6/2-X	30mm HEATSHRINK	304-6539
6	3	PRO POWER	13636	25mm of HEATSHRINK 2:1 BK 4.8mm	100-8431
7	1	HIROSE	HR30-6P-3S(31)	3 WAY HIROSE CONNECTOR	142-5743

CONNECTION TABLE

CIGAR	WIRE	FUNCTION	3 WAY HIROSE
PIN	WIRE	FUNCTION	PIN
CENTRE	RED	POWER	1
CHASSIS	BLACK	GROUND	2
N/C	N/C	N/C	3

DRAWING NUMBER	RLCAB010H	DRAWN	B.SELBY	SHEET	1/2
DESCRIPTION	VIDEO VBOX WP CIGAR POWER CABLE				
REVISION					
ISS	DESCRIPTION	DATE	APPROVED	REDMINE	
7	CIGAR PLUG CHANGED	28-10-21	SH	17969	

Notes:

-Cut back screen and drain from cable at both ends so they do not short

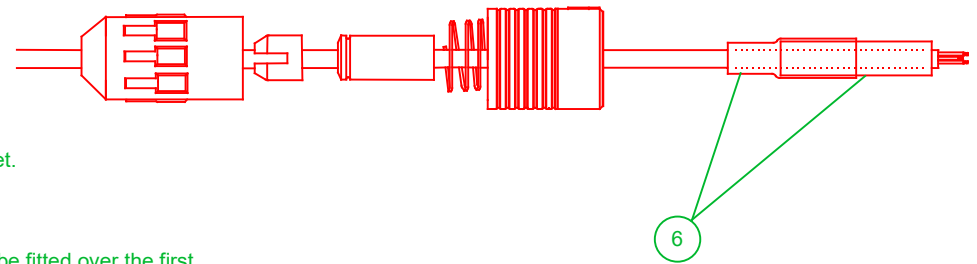
-Pass the cable through the grommet of item 1/

-Fit any suitable small cable tie (Item 2) over cable to prevent the cable from being pulled back through the grommet.

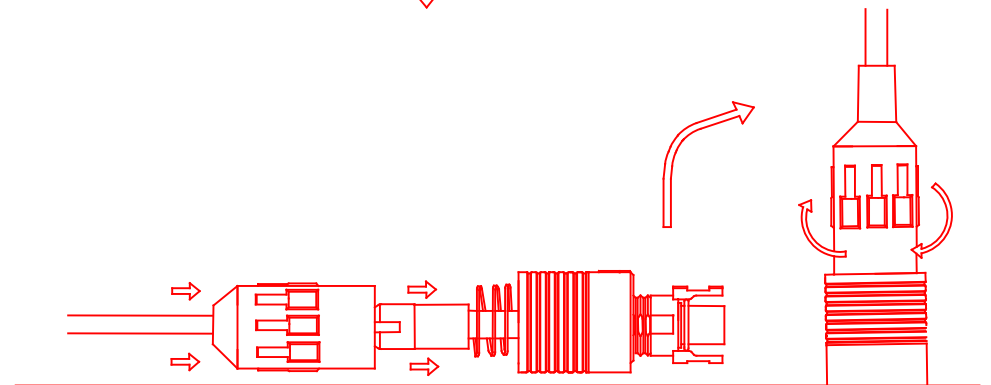
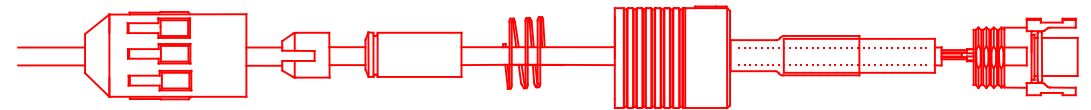
-Ensure that the label reads from left to right and that the heatshrink is not jagged.

-Fit two 25mm pieces of a suitable heatshrink (Item 6) on the Hirose end of the cable. The second piece needs to be fitted over the first as in the diagram on the top right of the second page. The purpose of this is to increase the diameter of the cable on Hirose end.

-Fit parts together horizontally then turn vertically to tighten connector collar.



7



DRAWING NUMBER	RLCAB010H	DRAWN	B.SELBY	SHEET	2/2
DESCRIPTION	VIDEO VBOX WP CIGAR POWER CABLE				
REVISION					
ISS	DESCRIPTION	DATE	APPROVED	REDMINE	
7	CIGAR PLUG CHANGED	28-10-21	SH	17969	