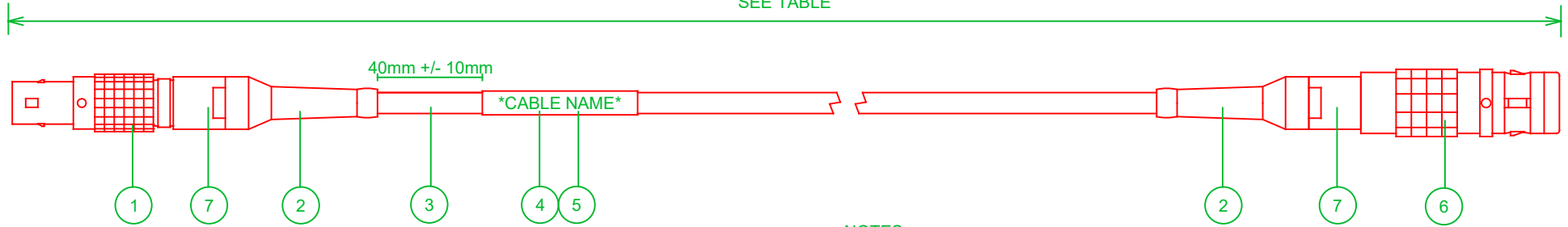
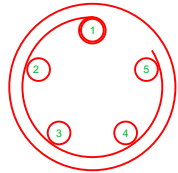


VARIANT DEPENDENT
SEE TABLE

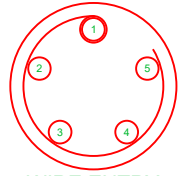


NOTES:

-Insulate solder joints with heatshrink (Item 7)



WIRE ENTRY
FGG.0B.305.CLAD52Z



WIRE ENTRY
FGG.0K.305.CLAC50Z

5 WAY P		019745F	LCPRN	5 WAY PS
PIN	FUNCTION	COLOUR		PIN
1	N/C	N/C	N/C	1
2	N/C	N/C	N/C	2
3	CAN H	BLUE	ORANGE	3
4	CAN L	WHITE	GREEN	4
5	POWER	RED	RED	5
SHELL	GND	BLACK	BLACK	SHELL
N/C	N/C	SCREEN	SCREEN	N/C

LENGTH VARIANTS TABLE

VARIANT	LENGTH	TOLERANCE	CABLE	STRAIN BOOT
RLCAB005CS.3	300mm	+/- 20mm	019745F	GMA.0B.045.DA
RLACAB005-CS	2m			
RLCAB005-CS5	5m			
RLCAB005-CS8	8m		LCPRN062801	GMA.0B.035.DA
RLCAB005-CS1	10m			
RLCAB005CS13	13m			
RLCAB005CS15	15m			
RLCAB005-CS2	20m			
RLCAB005-CS3	30m			

BILL OF MATERIALS

ITEM	QTY	SUPPLIER	SUPPLIER PN	DESCRIPTION	RACELOGIC P/N
1	1	LEMO	FGG.0B.305.CLAD52Z	LEMO 5 WAY PLUG	LEMO 5WAY P
2	2	LEMO	STRAIN BOOT	DEPENDANT ON VARIANT - SEE TABLE	-
3	A/R	-	-	DEPENDANT ON VARIANT - SEE TABLE	-
4	1	AVERY	J8658-25	CABLE IDENT 25.4 x 10mm LABEL	-
5	1	FARNELL	304-6539	HEATSHRINK CLEAR 6mm	304-6539
6	1	LEMO	FGG.0K.305.CLAC50Z	LEMO 5 WAY PLUG SPLASHPROOF	LEMO 5WAY PS
7	A/R	FARNELL	119-1021	HEATSHRINK BK 1.5mm 3:1	119-1021

DRAWING NUMBER	RLCAB005-CSX	DRAWN	B.SELBY	SHEET	1/1
DESCRIPTION	5 WAY LEMO PLUG -5 WAY LEMO PLUG - S				
REVISION					
ISS	DESCRIPTION	DATE	APPROVED	REDMINE	
9	ADDITION OF 300mm CABLE LENGTH 'CS.3'	19-06-20	SH	15542	