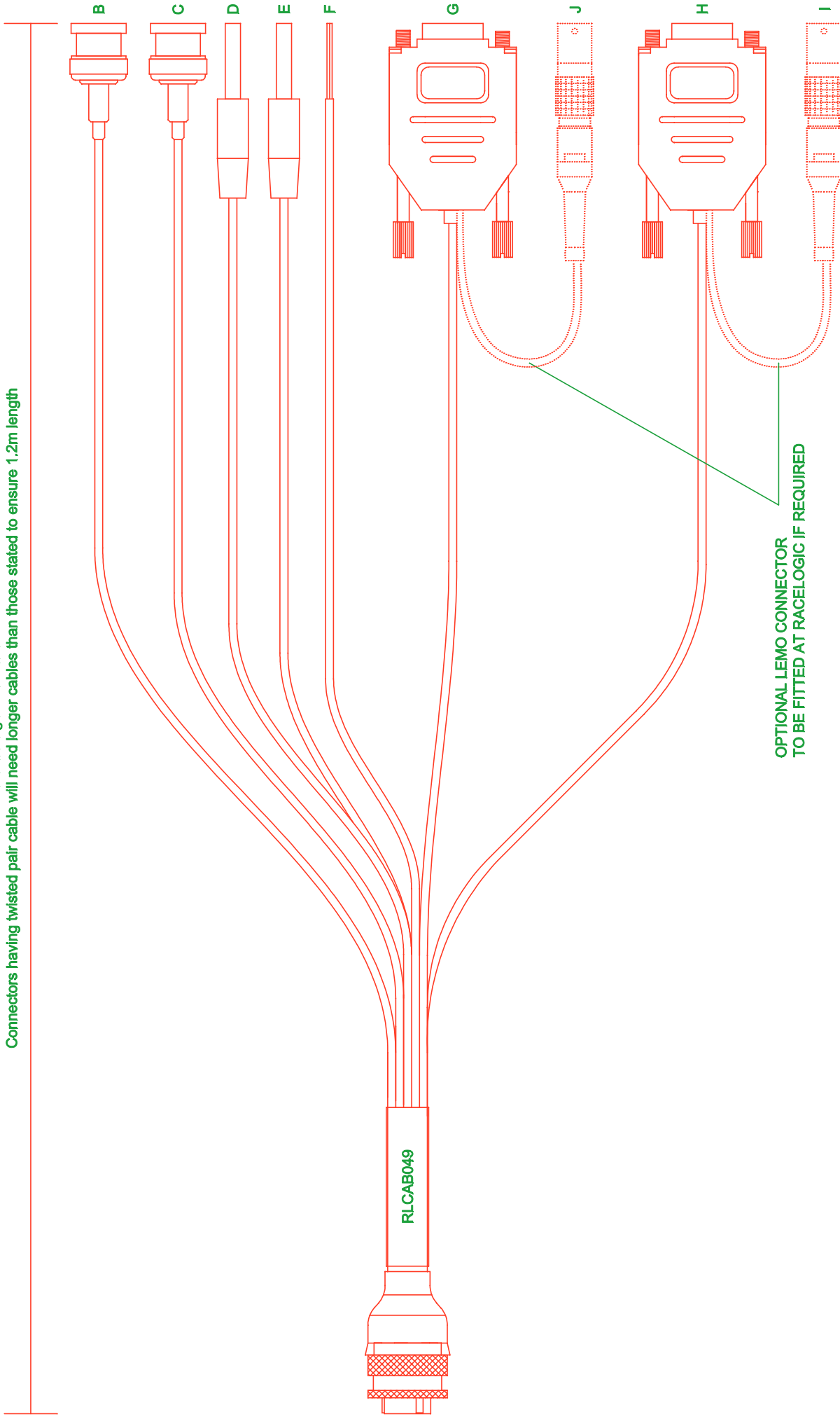


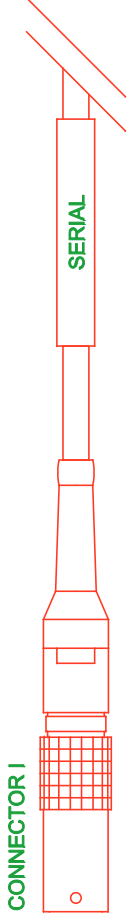
Overall length to be 1.2m
 Connectors having twisted pair cable will need longer cables than those stated to ensure 1.2m length



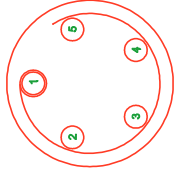
OPTIONAL LEMO CONNECTOR
 TO BE FITTED AT RACELOGIC IF REQUIRED

DRAWING NUMBER	RLCAB049	DRAWN	M.JOSEPHS	SHEET	1/3
DESCRIPTION	VBOX SPEED SENSOR 10HZ INTERFACE				
ISS	DESCRIPTION	DATE	APPROVED	REDMINE	
5	UPDATED TO NEW TEMPLATE	18-05-11	RF	947	

OPTIONAL 5WAY LEMO CONNECTOR - TO BE FITTED AT RACELOGIC ONLY

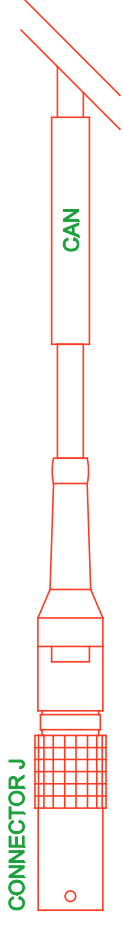


PIN	COLOUR	9 WAY 'D' PIN
1	YELLOW	2
2	GREEN	3
5	RED	RED WIRE
SHELL	BLACK	5

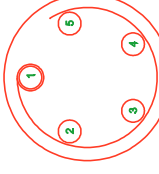


PIN VIEW

OPTIONAL 5WAY LEMO CONNECTOR - TO BE FITTED AT RACELOGIC ONLY



PIN	COLOUR	9 WAY 'D' PIN
3	YELLOW	7
4	BLUE	2
5	RED	RED WIRE
SHELL	BLACK	5

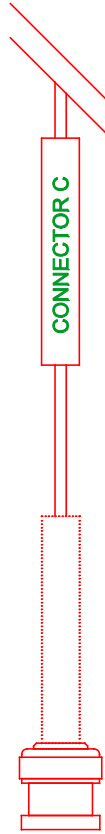

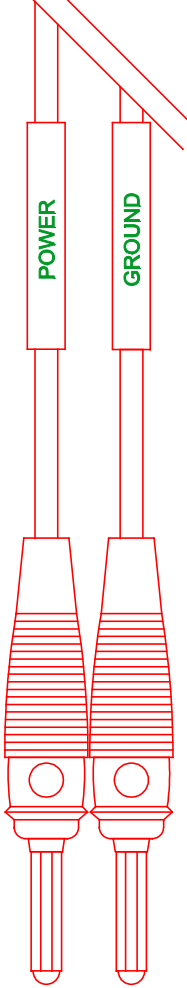


PIN VIEW


CONNECTOR WIRING		
DEUTSCH PIN	FUNCTION	COLOUR
1	RS232 RX	GREEN
2	POWER	RED
3	CAN L	BLUE
4	CAN H	YELLOW
5	ALGO	RG174
		SCREEN SPPLICED TO PIN 9
6	LAP IN	GREEN
		TWISTED PAIR WITH BLACK WIRE TO PIN 9
7	DIG O	RG174
		SCREEN SPPLICED TO PIN 9
8	RS-232 TX	YELLOW
9	GND	BLACK
		RS-232 GND
		RS-232 PWR
		CAN GND
		CAN PWR

DRAWING NUMBER	RLCAB049	DRAWN	M.JOSEPHS	SHEET	2/3
DESCRIPTION	VBOX SPEED SENSOR 10HZ INTERFACE				
REVISION					
ISS	DESCRIPTION	DATE	APPROVED	REDMINE	
5	UPDATED TO NEW TEMPLATE	18-05-11	RF	947	

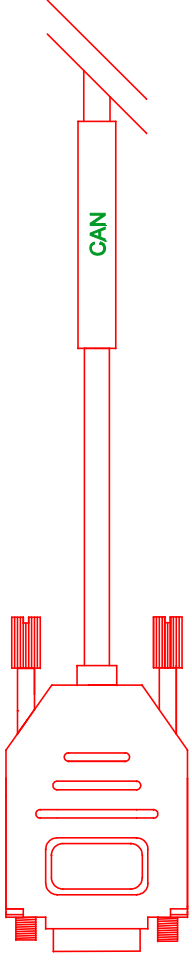
CONNECTOR D / E



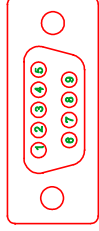
CONNECTOR F



CONNECTOR G





PIN	COLOUR	DEUTSCH PIN
2	BLUE	3
7	YELLOW	4



PIN VIEW

CONNECTOR H



PIN VIEW

DRAWING NUMBER	RLCAB049	DRAWN	M.JOSEPHS	SHEET	3/3
DESCRIPTION	VBOX SPEED SENSOR 10HZ INTERFACE				
	REVISION	DATE	APPROVED	REDMINE	
ISS	DESCRIPTION	DATE	APPROVED	REDMINE	
5	UPDATED TO NEW TEMPLATE	18-05-11	RF	947	