

BILL OF MATERIALS

Item	Qty	Manufacturer	Manufacturer PN	Description	Racelogic PN
1	1	Hirose	HR30-6P-6P	6 Way Hirose Plug	142-5745
2	2m	Guangzhou	LCPRN062801	6 CORE SCREENED 28AWG	LCPRN062804
3	1	Avery	J8658-26	Cable Ident 25.4mm x 10mm	
4	A/R	PRO-POWER	SP3X15/5/BLACK	Heatshrink 1.5mm 3:1	119-1021
5	30mm	PRO-POWER	CGFC-6/2C	Heatshrink Clear 6mm 3:1	304-6539
6	25mm	PRO-POWER	SP48/RL/BLACK	Heatshrink 4.8mm 2:1 BK	100-8431
7	1	Fischer	E31102.2/4.3+B	Cable Clamp IP68	FISC P CLAMP
8	1	Fischer	E4102.193.2	Cable Strain Boot	FISC STR BK
9	1	Fischer	S102A054-140	Fischer 5 Way Plug	FISC 5W P

Connection Table

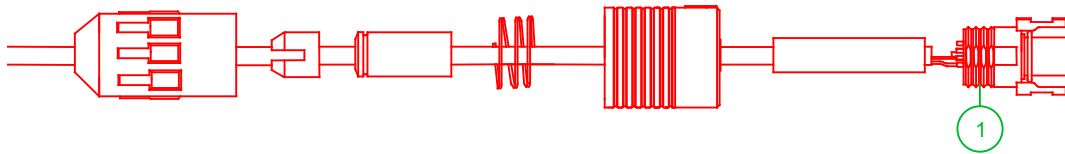
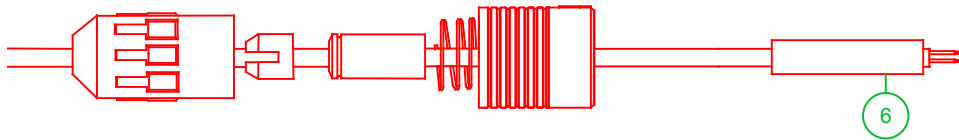
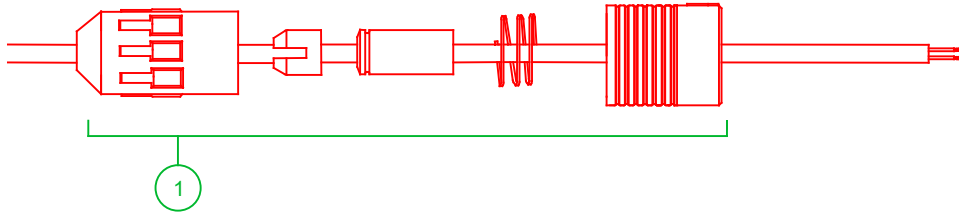
Hirose			Fischer
Pin	Function	Colour	Pin
1	Rx_232	Orange	3
2	Tx_232	Brown	2
3	Ground	Black	Chassis
4	CAN L	Green	5
5	CAN H	Yellow	4
6	VRAW	Red	1

ISS	DESCRIPTION	DATE	APPROVED	REDMINE
2	CHANGES AFTER 1ST OFF BUILD	27-05-20	BS	15102

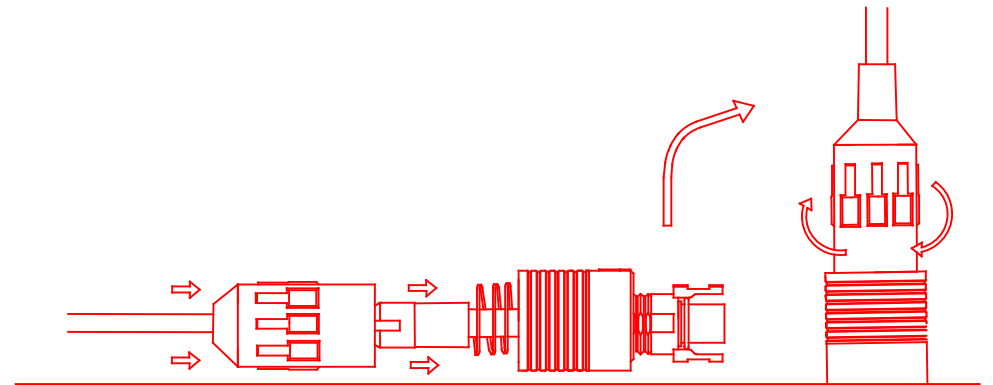
DRAWING NUMBER | RLCAB063H | DRAWN | R.ENGLISH | SHEET | 1/2

DESCRIPTION | HIROSE 6W P TO DSP04 CABLE

REVISION



- Strip outer insulation 10mm. strip and tin 3mm from wires.
- Assemble the connector parts on the cable in the order and orientaion shown
- Apply 25mm of Heatshrink (Item 6).
- Solder connector on as per the connection table insulate all joints with heatshrink (Item 4).
- Slide connector components together and tighten as appropriate.



DRAWING NUMBER	RLCAB063H	DRAWN	R.RNGLISH	SHEET	2/2
DESCRIPTION	HIROSE 6W P TO DSP04 CABLE				
REVISION					
ISS	DESCRIPTION	DATE	APPROVED	REDMINE	
2	CHANGES AFTER 1ST OFF BUILD	27-05-20	BS	15102	