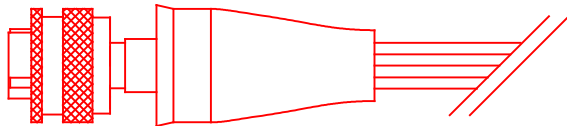


DRAWING NUMBER	RLCAB093-x	DRAWN	S. HOOPER	SHEET	1/5
DESCRIPTION	VBOX VBSS05 - VBSS100 CABLE				
REVISION					
ISS	DESCRIPTION	DATE	APPROVED	REDMINE	
17	ADDITION OF 8m VARIANT	26/03/19	ST	12701	

CABLE VARIANT

CABLE NAME AND DESCRIPTION		LENGTH	TOL.	CONNECTORS USED			
				I	J	K	L
RLCAB093	VBOX VBSS05 - VBSS100 CABLE	1.2m	+/- 20mm	✘	✘	✘	✘
RLCAB093-8	VBOX VBSS05 - VBSS100 CABLE - 8m	8m	+/- 50mm	✘	✘	✘	✘
RLCAB093C	VBOX VBSS05 - VBSS100 CABLE - CAN	1.2m	+/- 20mm	✘	✔	✘	✘
RLCAB093C-5	VBOX VBSS05 - VBSS100 CABLE - CAN - 5m	5m	+/- 20mm	✘	✔	✘	✘
RLCAB093L	VBOX VBSS05 - VBSS100 CABLE - SERIAL	1.2m	+/- 20mm	✔	✘	✘	✘
CUSTCAB00042	RLCAB093 WITH 3W LEMO SOCKET TRIGGER	1.2m	+/- 20mm	✘	✔	✔	✘
RLCAB093CL	RLCAB093 WITH CAN AND SERIAL LEMOS	1.2m	+/- 20mm	✔	✔	✘	✘
CUSTCAB00062	RLCAB093 WITH AMP BRAKE TRIGGER CONNECTOR	1.2m	+/- 20mm	✘	✔	✘	✔
CUSTCAB00086	RLCAB093 WITH CAN & SERIAL LEMOS & BRAKE TRIGGER CONNECTOR	1.2m	+/- 20mm	✔	✔	✘	✔

CONNECTOR A



PIN VIEW

CONNECTOR WIRING

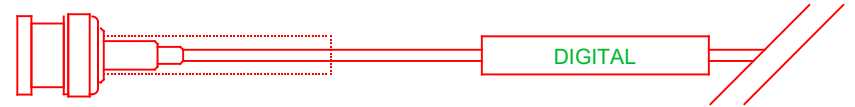
DEUTSCH	FUNCTION	COLOUR	PIN
PIN			
1	RS232 RX	GREEN	9w D SKT PIN 3
2	POWER	RED	4mm PLUG
3	CAN L	BLUE	9w D PLG PIN 2
4	CAN H	YELLOW	9w D PLG PIN 7
5	ALG O	RG174	BNC
		SCREEN SPLICED TO PIN 9	
6	LAP IN	GREEN	-
		TWISTED PAIR WITH BLACK WIRE TO PIN 9	
7	DIG O	RG174	BNC
		SCREEN SPLICED TO PIN 9	
8	RS-232 TX	YELLOW	9w D SKT PIN 2
9	GND	BLACK	4mm PLUG
	RS-232 GND	BLUE	SPLICED TO PIN 9
	RS-232 PWR	RED	SPLICED TO PIN 2
	CAN GND	GREEN	SPLICED TO PIN 9
	CAN PWR	RED	SPLICED TO PIN 2

DRAWING NUMBER	RLCAB093-x	DRAWN	S. HOOPER	SHEET	2/5
DESCRIPTION	VBOX VBSS05 - VBSS100 CABLE				
REVISION					
ISS	DESCRIPTION	DATE	APPROVED	REDMINE	
17	ADDITION OF 8m VARIANT	26/03/19	ST	12701	

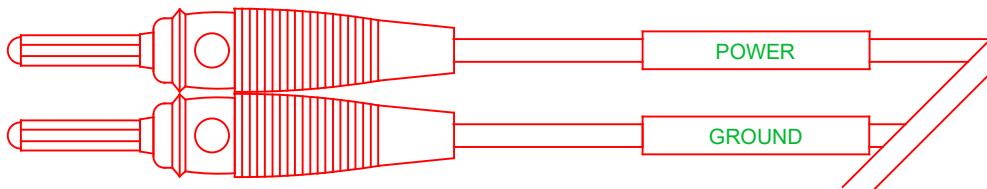
CONNECTOR B



CONNECTOR C




CONNECTOR D AND E



CONNECTOR F





CONNECTOR G



PIN VIEW

PIN	COLOUR	DEUTSCH PIN
2	BLUE	3
7	YELLOW	4

CONNECTOR H

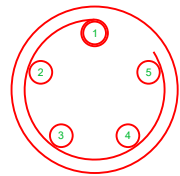
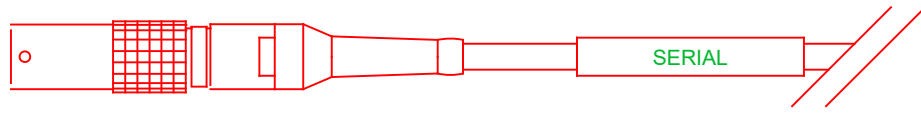


PIN VIEW

PIN	COLOUR	DEUTSCH PIN
2	YELLOW	8
3	GREEN	1
5	BLUE	9

DRAWING NUMBER	RLCAB093-x	DRAWN	S. HOOPER	SHEET	3/5
DESCRIPTION	VBOX VBSS05 - VBSS100 CABLE				
REVISION					
ISS	DESCRIPTION	DATE	APPROVED	REDMINE	
17	ADDITION OF 8m VARIANT	26/03/19	ST	12701	

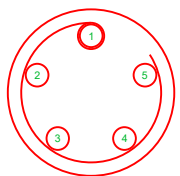
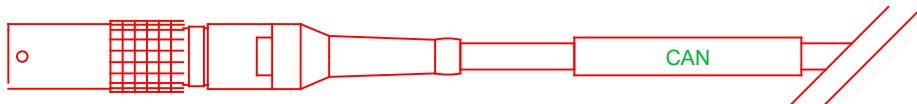
CONNECTOR I



PIN VIEW

PIN	COLOUR	9 WAY 'D' PIN
1	YELLOW	2
2	GREEN	3
5	RED	RED WIRE
SHELL	BLUE	5

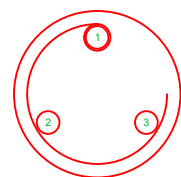
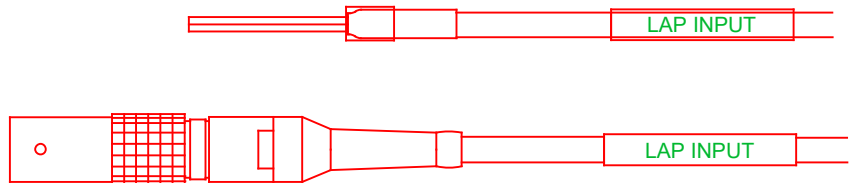
CONNECTOR J



PIN VIEW

PIN	COLOUR	9 WAY 'D' PIN
3	YELLOW	7
4	BLUE	2
5	RED	RED WIRE
SHELL	GREEN	GREEN WIRE

CONNECTOR K

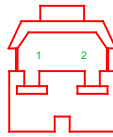
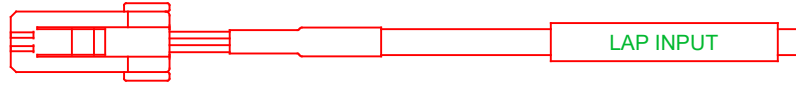


PIN VIEW

PINOUT			
DEUTSCH	FUNCTION	COLOUR	LEMO
-	-	-	1
-	-	-	2
6	LAP INPUT	GREEN	3
9	GND	BLACK	SHELL

DRAWING NUMBER	RLCAB093-x	DRAWN	S. HOOPER	SHEET	4/5
DESCRIPTION	VBOX VBSS05 - VBSS100 CABLE				
REVISION					
ISS	DESCRIPTION	DATE	APPROVED	REDMINE	
17	ADDITION OF 8m VARIANT	26/03/19	ST	12701	

CONNECTOR L



PIN VIEW

PINOUT

DEUTSCH	FUNCTION	COLOUR	2W M/LOCK AMP
6	LAP INPUT	GREEN	1
9	GND	BLACK	2

DRAWING NUMBER	RLCAB093-x	DRAWN	S. HOOPER	SHEET	5/5
DESCRIPTION	VBOX VBSS05 - VBSS100 CABLE				
REVISION					
ISS	DESCRIPTION	DATE	APPROVED	REDMINE	
17	ADDITION OF 8m VARIANT	26/03/19	ST	12701	