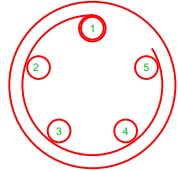
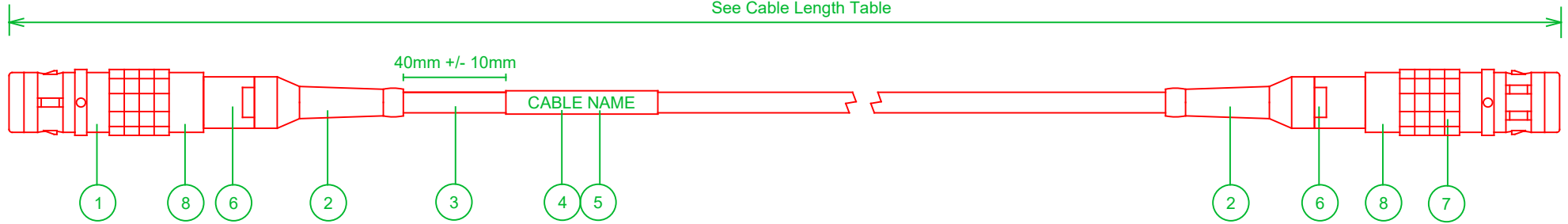
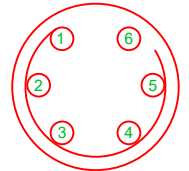


See Cable Length Table



WIRE ENTRY  
FGG.0K.305.CLAC50Z



WIRE ENTRY  
FGA.0K.306.CLAC50Z

NOTES:

- Insulate solder joints with appropriate size heatshrink (item 8)
- Place 2 x 10mm of black heatshrink (item 6) under Lemo collets

BILL OF MATERIALS

ITEM	QTY	MANUFACTURER	MANUFACTURER P/N	DESCRIPTION	RACELOGIC P/N
1	1	LEMO	FGG.0K.305.CLAC50Z	LEMO 5 WAY PS	LEMO 5WAY PS
2	2	LEMO	-	STRAIN BOOT - DEPENDENT ON VARIANT - SEE TABLE	SEE TABLE
3	A/R	-	-	CABLE - DEPENDENT ON VARIANT - SEE TABLE	SEE TABLE
4	1	AVERY	J8658-25	25.4 X 10mm CABLE LABEL	-
5	30mm	PRO POWER	CGFC-6/2-X	HEATSHRINK CLEAR 6mm 3:1	304-6539
6	A/R	PRO POWER	13636	HEATSHRINK BLACK 5mm 2:1	100-8431
7	1	LEMO	FGA.0K.306.CLAC50Z	LEMO 6 WAY PS - A KEY	LEMO 6W PS-A
8	A/R	MULTICOMP PRO	SP3X15/5/BLACK	HEATSHRINK BLACK 1.5mm 3:1	119-1021

LENGTH TABLE

CABLE	LENGTH	TOLERANCE	CABLE	BOOT
RLCAB120S-05	0.5m	+/-20mm	019745F	GMA.0B.045.DA
RLCAB120S-10	10m	+/-20mm	LCPRN062801	GMA.0B.035.DA
RLCAB120S-20	20m	+/-20mm	LCPRN062801	GMA.0B.035.DA

WIRING TABLE

5 WAY PS		LCPRN062801			019745F		6 WAY PS	
PIN	FUNCTION	COLOUR	COLOUR		COLOUR	COLOUR		PIN
3	CAN H	ORANGE	BLUE		BLUE	BLUE		3
4	CAN L	GREEN	WHITE		WHITE	WHITE		4
5	POWER	RED	RED		RED	RED		5
		YELLOW	YELLOW		YELLOW	YELLOW		
SHELL	GND	BLACK	BLACK		BLACK	BLACK		SHELL
		BROWN	GREEN		BROWN	GREEN		

DRAWING NUMBER	RLCAB120S-x	DRAWN	B.SELBY	SHEET	1/1
DESCRIPTION	6W S/P LEMO PLG TO 5W S/P LEMO PLUG				
REVISION					
ISS	DESCRIPTION	DATE	APPROVED	REDMINE	
4	DOUBLING UP OF POWER WIRES	23-07-20	SH	15667	