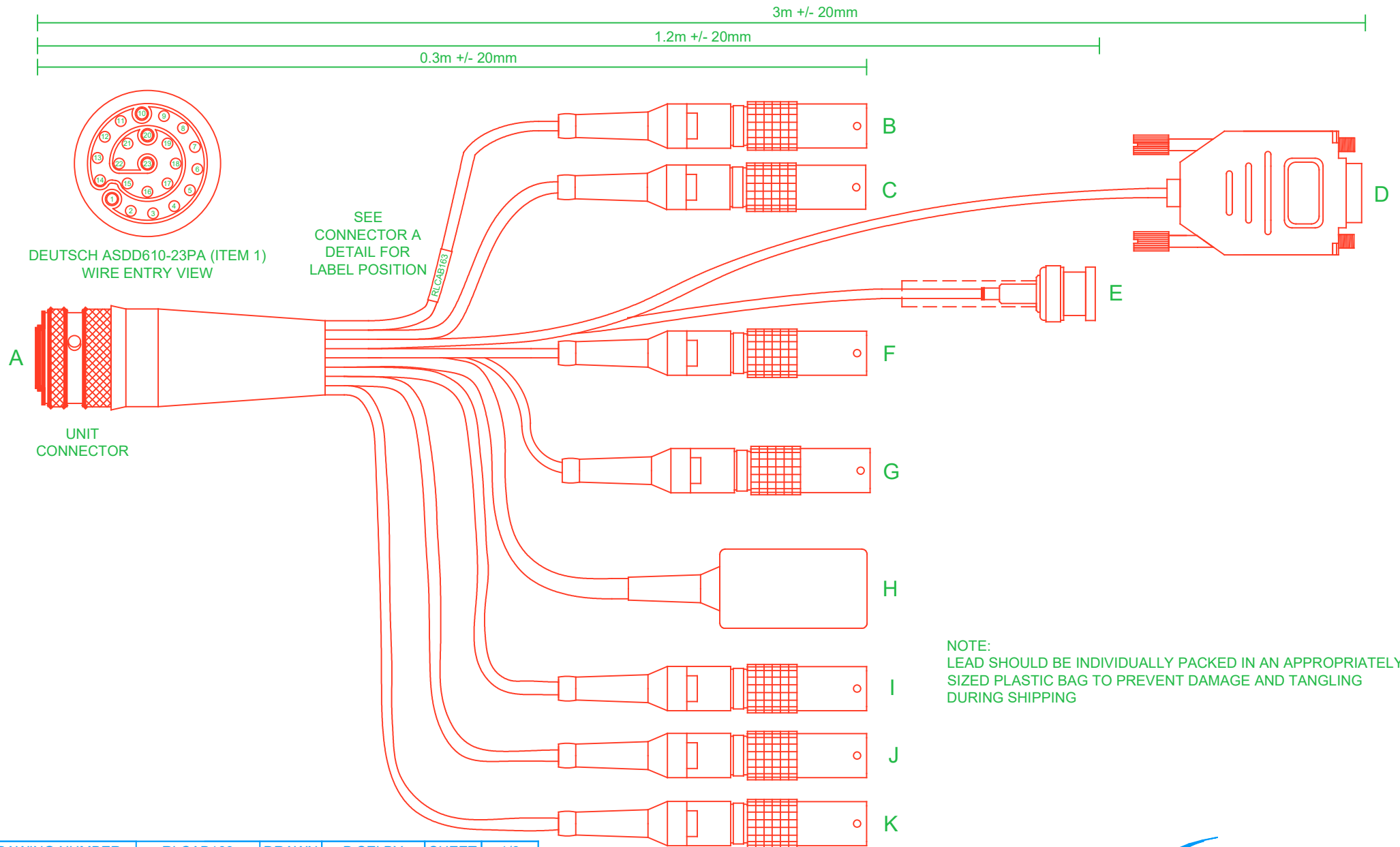


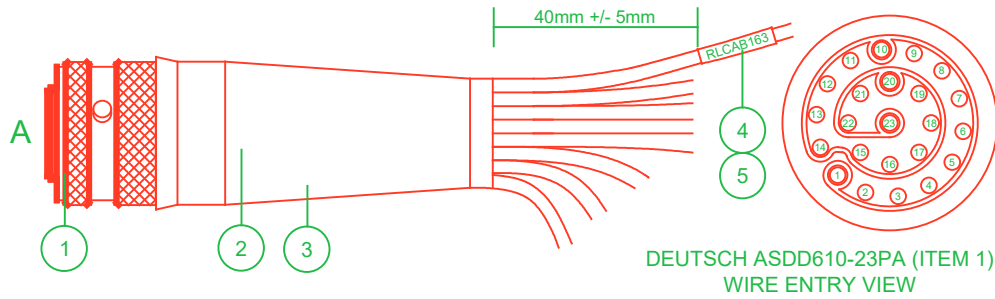
DRAWING NOT TO SCALE



NOTE:
LEAD SHOULD BE INDIVIDUALLY PACKED IN AN APPROPRIATELY
SIZED PLASTIC BAG TO PREVENT DAMAGE AND TANGLING
DURING SHIPPING

DRAWING NUMBER	RLCAB163	DRAWN	B.SELBY	SHEET	1/6
DESCRIPTION	VB3iS/R/L2-V2+ & VB3iSd CABLE				
REVISION					
ISS	DESCRIPTION	DATE	APPROVED	REDMINE	
2	Connector C Item 7 PN corrected.	12-05-21	SH	17054	

CONNECTOR A ASSEMBLY



ASSEMBLY NOTES

- CRIMP SETTING ON DEUTSCH CRIMP TOOL NEEDS TO BE SET TO CORRECT WIRE GAUGE.
- FIT CONTACTS IN ALL DEUTSCH CONNECTOR (ITEM 1) POSITIONS EVEN IF CONTACT IS NOT WIRED.
- TIGHTLY WRAP KAPTON TAPE (ITEM 2) AROUND WIRES TO HOLD SECURE AND PROTECT FROM HEAT.
- **DO NOT WRAP KAPTON OVER BACK OF CONNECTOR AS THIS WILL PREVENT BOOT FROM GRIPPING THE CONNECTOR - SEE PHOTO BELOW.**
- ONCE CONNECTOR PINS ARE INSERTED, TEST CABLE BEFORE SHRINKING ADHESIVE LINED BOOT.
- AFTER TESTING, SHRINK AND POT CONNECTOR BOOT (ITEM 3) WITH SUITABLE POTTING COMPOUND ENSURING THAT NO COMPOUND RUNS DOWN THE OUTSIDE OF THE BOOT.

CONNECTOR A - BILL OF MATERIALS

ITEM	QTY	SUPPLIER	SUPPLIER P/N	DESCRIPTION	RACELOGIC P/N
1	1	TE/DEUTSCH	ASDD610-23PA	AUTOSPORT 23-WAY PLUG	ASDD610-23PA
2	A/R	RS	436-2762	KAPTON TAPE	436-2762
3	1	TE/RAYCHEM	202K132-25/225-0	ADHESIVE-LINED STRAIN BOOT	202K132-25
4	1	AVERY	J8658-25	25.4 x 10mm LABEL + CABLE IDENT	J8658-25
5	30mm	FARNELL	3046539	HEATSHRINK CLEAR 6mm 3:1	304-6539



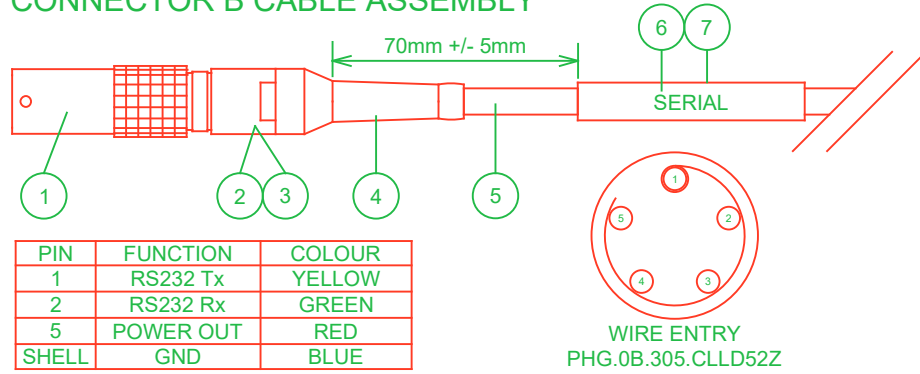
CABLE WIRING TABLE

INTERFACE FUNCTION	SIGNAL TYPE	FROM		WIRE COLOUR / CONDUCTOR	TO	
		CONNECTOR	PIN		CONNECTOR	PIN
SERIAL (ADAS/CONFIG) RS232 & POWER OUT	RS232 Tx	A	19	YELLOW	B	1
	RS232 Rx	A	18	GREEN	B	2
	POWER OUT	A	21^	RED	B	5
	GND	A	20*	BLUE	B	SHELL
POWER IN	POWER IN	A	13	WHITE	C	1
	POWER RETURN	A	12	BLUE	C	2
CAN OUT	CAN HIGH	A	9§	RED	D	7
	CAN LOW	A	10§	BLUE	D	2
DIGITAL OUT	DIG OUT	A	14	CORE	E	TIP
	GND	A	15*	SCREEN	E	RING
DIGITAL IN	DIG IN	A	11	RED	F	3
	GND	A	20*	BLUE	F	SHELL
CAN IN	CAN HIGH	A	8	RED	G	3
	CAN LOW	A	7	BLUE	G	4
ETHERNET	Tx+	A	3	ORANGE/WHITE	H	1
	Tx-	A	4	ORANGE	H	2
	Rx+	A	6	GREEN/WHITE	H	3
	Rx-	A	5	GREEN	H	6
CAN OUT & POWER OUT	CAN HIGH	A	9§	YELLOW	I	3
	CAN LOW	A	10§	GREEN	I	4
	POWER OUT	A	21^	RED	I	5
	GND	A	20*	BLUE	I	SHELL
AUX	RS232 Tx	A	1	YELLOW	J	2
	RS232 Rx	A	2	GREEN	J	1
	1PPS	A	23	WHITE	J	6
	POWER OUT	A	22^	RED	J	5
	GND	A	15*	BLACK	J	SHELL
DGPS RS232 & POWER OUT	RS232 Tx	A	17	YELLOW	K	1
	RS232 Rx	A	16	GREEN	K	2
	POWER OUT	A	22^	RED	K	5
	GND	A	15*	BLUE	K	SHELL

NOTE * Ground shared between interfaces ^ Power shared between interfaces § CAN Interface shared between connectors

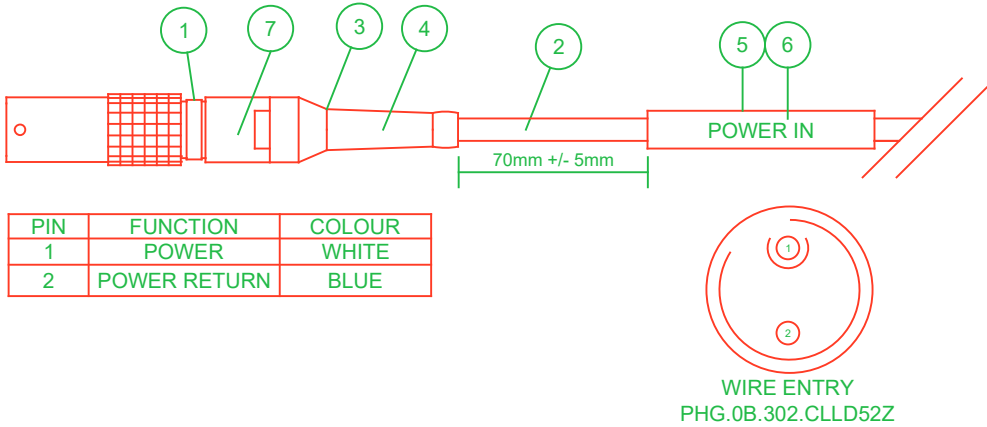
DRAWING NUMBER	RLCAB163	DRAWN	B.SELBY	SHEET	2/6
DESCRIPTION	VB3iS/R/L2-V2+ & VB3iSd CABLE				
REVISION					
ISS	DESCRIPTION	DATE	APPROVED	REDMINE	
2	Connector C Item 7 PN corrected.	12-05-21	SH	17054	

CONNECTOR B CABLE ASSEMBLY



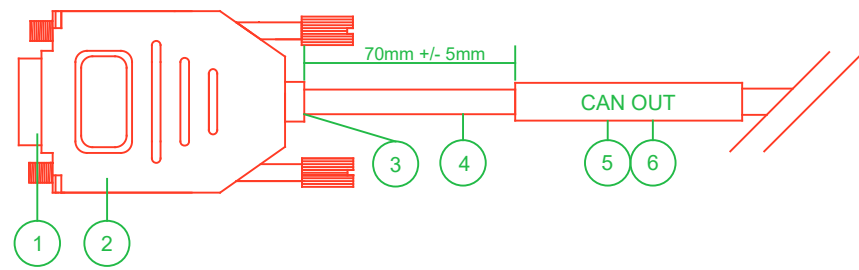
CONNECTOR B - BILL OF MATERIALS					
ITEM	QTY	SUPPLIER	SUPPLIER P/N	DESCRIPTION	RACELOGIC P/N
1	1	LEMO	PHG.0B.305.CLLD52Z	5-WAY CABLE MOUNT SOCKET	LEMO 5WAY SC
2	A/R	FARNELL	1191021	HEATSHRINK BLACK 1.5mm 3:1	119-1021
3	10mm	CPC	CB09683	HEATSHRINK BLACK 4.8mm 2:1	100-8431
4	1	LEMO	GMA.0B.035.DN	BEND RELIEF BLACK 3.5mm	GMA.0B.035.D
5	0.3m	FARNELL	2440060	7-2-04A 4-CORE UNSCREENED CABLE	119-0211
6	1	AVERY	J8658-25	25.4 x 10mm LABEL + CABLE IDENT	J8658-25
7	30mm	FARNELL	3046539	HEATSHRINK CLEAR 6mm 3:1	304-6539

CONNECTOR C CABLE ASSEMBLY



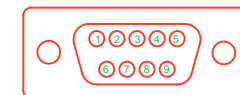
CONNECTOR C - BILL OF MATERIALS					
ITEM	QTY	SUPPLIER	SUPPLIER P/N	DESCRIPTION	RACELOGIC P/N
1	1	LEMO	PHG.0B.302.CLLD52Z	2 WAY CABLE MOUNT LEMO SOCKET	LEMO 2W SC
2	0.3m	VAN DAMME	268-001C	2 CORE SCREENED CABLE 24 AWG	268-001C
3	1	LEMO	GMA.0B.030.DN	LEMO CABLE BOOT BLACK	GMA.0B.030.D
4	A/R	CPC	CB09683	HEATSHRINK 2:1 BK 4.8mm	100-8431
5	1	AVERY	J8658-25	25.4 x 10mm LABEL + CABLE IDENT	J8658-25
6	A/R	FARNELL	3046539	HEATSHRINK CLEAR 6mm 3:1	304-6539
7	A/R	FARNELL	1191021	HEATSHRINK BLACK 1.5mm 3:1	119-1021

CONNECTOR D CABLE ASSEMBLY



CONNECTOR D - BILL OF MATERIALS					
ITEM	QTY	SUPPLIER	SUPPLIER P/N	DESCRIPTION	RACELOGIC P/N
1	1	TOBY	DSM-09-S	9-WAY D-TYPE SOCKET	DSM-09-S
2	1	TOBY	MHDPPK-09-K	9-WAY -D-TYPE CONNECTOR HOOD	MHDPPK-09-K
3	20mm	CPC	CB09683	HEATSHRINK BLACK 4.8mm 2:1	100-8431
4	3m	MAYFLEX	7-2-0C	WIRE - 2 CORE SCREENED 7/0.2	7-2-02C
5	1	AVERY	J8658-25	25.4 x 10mm LABEL + CABLE IDENT	J8658-25
6	30mm	FARNELL	3046539	HEATSHRINK CLEAR 6mm 3:1	304-6539

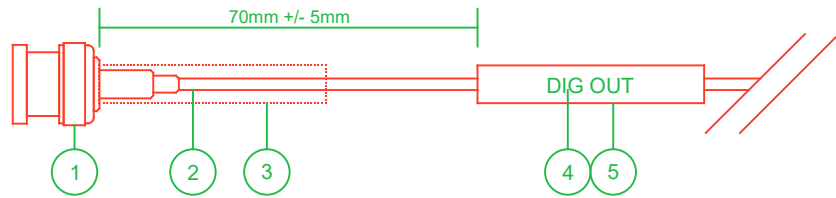
PIN	FUNCTION	COLOUR
2	CAN LOW	BLUE
7	CAN HIGH	RED



DSM-09-S
WIRE ENTRY VIEW

DRAWING NUMBER	RLCAB163	DRAWN	B.SELBY	SHEET	3/6
DESCRIPTION	VB3iS/R/L2-V2+ & VB3iSd CABLE				
REVISION					
ISS	DESCRIPTION	DATE	APPROVED	REDMINE	
2	Connector C Item 7 PN corrected.	12-05-21	SH	17054	

CONNECTOR E CABLE ASSEMBLY

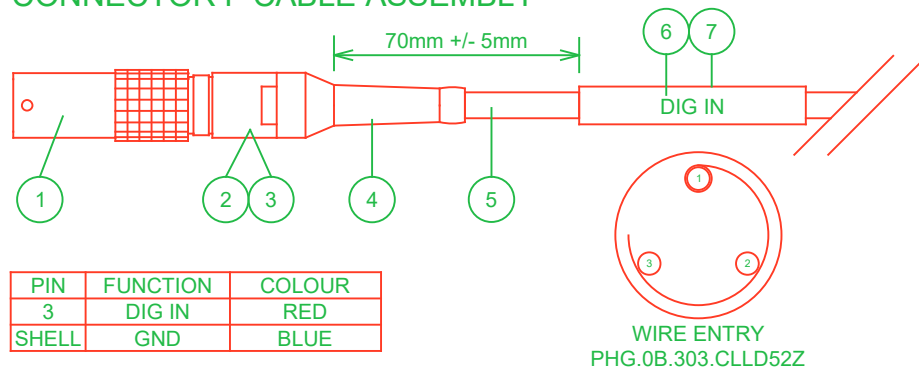


PIN	FUNCTION	CONDUCTOR
TIP	DIG OUT	CORE
RING	GND	SCREEN

CONNECTOR E - BILL OF MATERIALS

ITEM	QTY	SUPPLIER	SUPPLIER P/N	DESCRIPTION	RACELOGIC P/N
1	1	TE	5-1634500-1	BNC STRAIGHT PLUG RG174	378-5968
2	1.2m	RS	521-8206	RG174/U COAX CABLE 50OHM	388-259
3	30mm	RS	481-1797	HEATSHRINK ADHESIVE LINED 3:1 6.4mm	157-3795
4	1	AVERY	J8658-25	25.4 x 10mm LABEL + CABLE IDENT	J8658-25
5	30mm	FARNELL	3046539	HEATSHRINK CLEAR 6mm 3:1	304-6539

CONNECTOR F CABLE ASSEMBLY



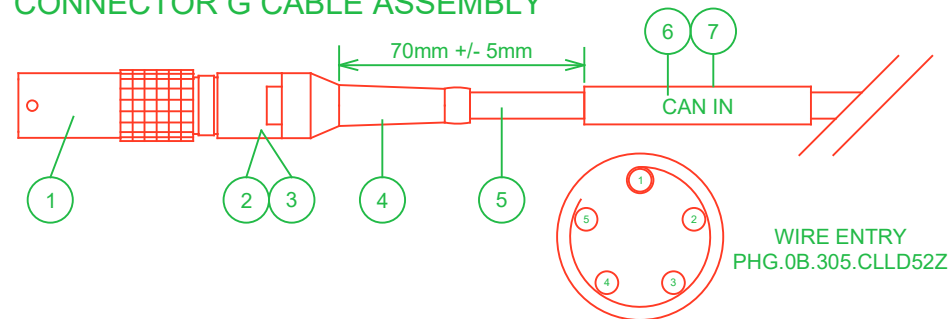
PIN	FUNCTION	COLOUR
3	DIG IN	RED
SHELL	GND	BLUE

WIRE ENTRY
PHG.0B.303.CLLD52Z

CONNECTOR F - BILL OF MATERIALS

ITEM	QTY	SUPPLIER	SUPPLIER P/N	DESCRIPTION	RACELOGIC P/N
1	1	LEMO	PHG.0B.303.CLLD52Z	3-WAY CABLE MOUNT SOCKET	LEMO 3WAY SC
2	A/R	FARNELL	1191021	HEATSHRINK BLACK 1.5mm 3:1	119-1021
3	10mm	CPC	CB09683	HEATSHRINK BLACK 4.8mm 2:1	100-8431
4	1	LEMO	GMA.0B.035.DN	BEND RELIEF BLACK 3.5mm	GMA.0B.035.D
5	0.3m	MAYFLEX	7-2-02C	7-2-02C 2 CORE SCREENED CABLE	7-2-02C
6	1	AVERY	J8658-25	25.4 x 10mm LABEL + CABLE IDENT	J8658-25
7	30mm	FARNELL	3046539	HEATSHRINK CLEAR 6mm 3:1	304-6539

CONNECTOR G CABLE ASSEMBLY



WIRE ENTRY
PHG.0B.305.CLLD52Z

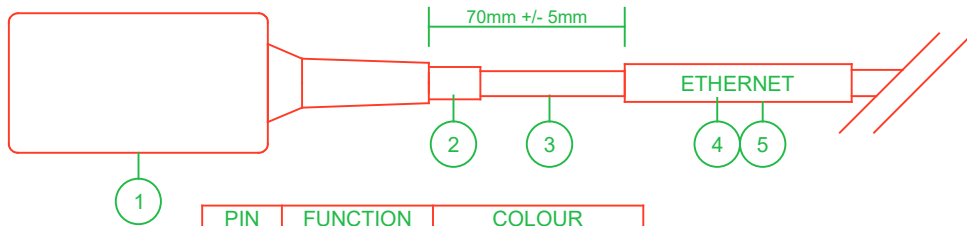
CONNECTOR G - BILL OF MATERIALS

ITEM	QTY	SUPPLIER	SUPPLIER P/N	DESCRIPTION	RACELOGIC P/N
1	1	LEMO	PHG.0B.305.CLLD52Z	5-WAY CABLE MOUNT SOCKET	LEMO 5WAY SC
2	A/R	FARNELL	1191021	HEATSHRINK BLACK 1.5mm 3:1	119-1021
3	10mm	CPC	CB09683	HEATSHRINK BLACK 4.8mm 2:1	100-8431
4	1	LEMO	GMA.0B.035DA	BEND RELIEF BLUE 3.5mm	GMA.0B.035DA
5	0.3m	MAYFLEX	7-2-02C	7-2-02C 2-CORE SCREENED CABLE	7-2-02C
6	1	AVERY	J8658-25	25.4 x 10mm LABEL + CABLE IDENT	J8658-25
7	30mm	FARNELL	3046539	HEATSHRINK CLEAR 6mm 3:1	304-6539

PIN	FUNCTION	COLOUR
3	CAN HIGH	RED
4	CAN LOW	BLUE

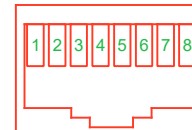
DRAWING NUMBER	RLCAB163	DRAWN	B.SELBY	SHEET	4/6
DESCRIPTION	VB3iS/R/L2-V2+ & VB3iSd CABLE				
REVISION					
ISS	DESCRIPTION	DATE	APPROVED	REDMINE	
2	Connector C Item 7 PN corrected.	12-05-21	SH	17054	

CONNECTOR H CABLE ASSEMBLY

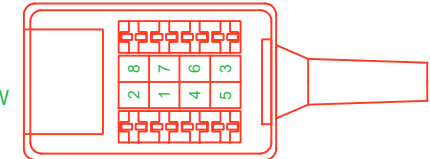


PIN	FUNCTION	COLOUR
1	Tx+	ORANGE/WHITE
2	Tx-	ORANGE
3	Rx+	GREEN/WHITE
6	Rx-	GREEN

RJ45 SOCKET
END VIEW

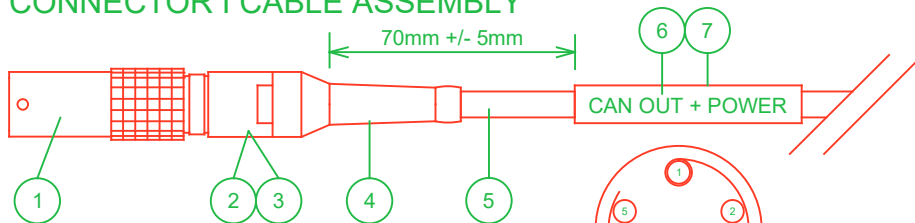


RJ45 SOCKET
INTERNAL VIEW



CONNECTOR H - BILL OF MATERIALS					
ITEM	QTY	SUPPLIER	SUPPLIER P/N	DESCRIPTION	RACELOGIC P/N
1	1	TUK	SILBLK	INLINE RJ45 SOCKET BLACK	SILBLK
2	40mm	FARNELL	1008433	HEATSHRINK 6.5mm 2:1 BLACK	100-8433
3	0.3m	DRAKA	60018045	CAT5e 4-PAIR CABLE AWG26 WHITE	135-0507
4	1	AVERY	J8658-25	25.4 x 10mm LABEL + CABLE IDENT	J8658-25
5	30mm	FARNELL	3056539	HEATSHRINK CLEAR 6mm 3:1	304-6539

CONNECTOR I CABLE ASSEMBLY

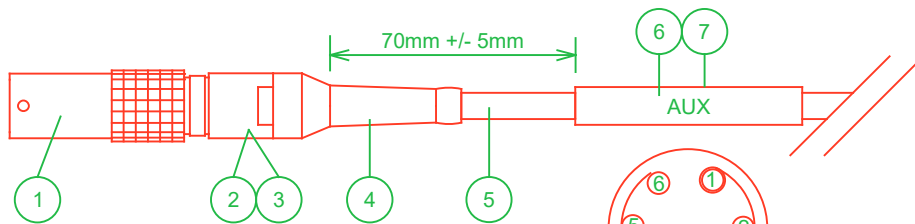


PIN	FUNCTION	COLOUR
3	CAN HIGH	YELLOW
4	CAN LOW	GREEN
5	POWER OUT	RED
SHELL	GND	BLUE

WIRE ENTRY
PHG.0B.305.CLLD52Z

CONNECTOR I - BILL OF MATERIALS					
ITEM	QTY	SUPPLIER	SUPPLIER P/N	DESCRIPTION	RACELOGIC P/N
1	1	LEMO	PHG.0B.305.CLLD52Z	5-WAY CABLE MOUNT SOCKET	LEMO 5WAY SC
2	A/R	FARNELL	1191021	HEATSHRINK BLACK 1.5mm 3:1	119-1021
3	10mm	CPC	CB09683	HEATSHRINK BLACK 4.8mm 2:1	100-8431
4	1	LEMO	GMA.0B.035.DN	BEND RELIEF BLACK 3.5mm	GMA.0B.035.D
5	0.3m	FARNELL	2440060	7-2-04A 4-CORE UNSCREENED CABLE	119-0211
6	1	AVERY	J8658-25	25.4 x 10mm LABEL + CABLE IDENT	J8658-25
7	30mm	FARNELL	3046539	HEATSHRINK CLEAR 6mm 3:1	304-6539

CONNECTOR J CABLE ASSEMBLY



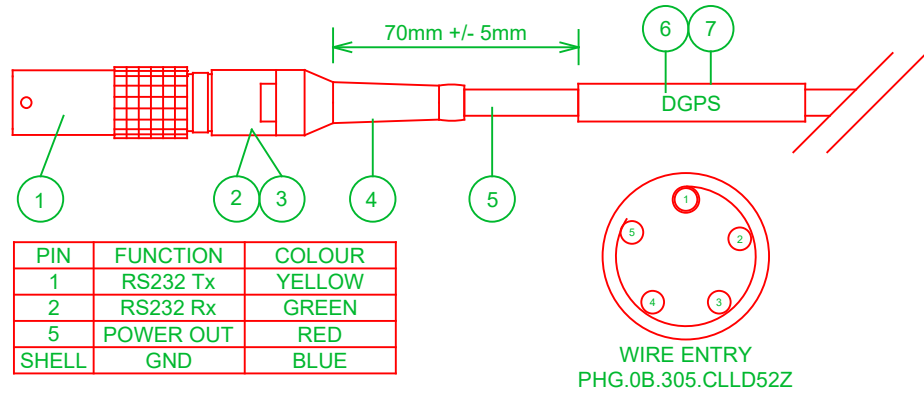
PIN	FUNCTION	COLOUR
1	RS232 Rx	GREEN
2	RS232 Tx	YELLOW
5	POWER OUT	RED
6	1PPS	WHITE
SHELL	GND	BLACK

WIRE ENTRY VIEW
PHA.0B.306.CLLD52Z

CONNECTOR J - BILL OF MATERIALS					
ITEM	QTY	SUPPLIER	SUPPLIER P/N	DESCRIPTION	RACELOGIC P/N
1	1	LEMO	PHA.0B.306.CLLD52Z	6-WAY CABLE MOUNT SOCKET	LEMO 6W SC-A
2	A/R	FARNELL	1191021	HEATSHRINK BLACK 1.5mm 3:1	119-1021
3	10mm	CPC	CB09683	HEATSHRINK BLACK 4.8mm 2:1	100-8431
4	1	LEMO	GMA.0B.040.DN	BEND RELIEF BLACK 4.0mm	GMA.0B.040.D
5	0.3m	RS	660-4049	6-CORE UNSCREENED CABLE	482-6014
6	1	AVERY	J8658-25	25.4 x 10mm LABEL + CABLE IDENT	J8658-25
7	30mm	FARNELL	3046539	HEATSHRINK CLEAR 6mm 3:1	304-6539

DRAWING NUMBER	RLCAB163	DRAWN	B.SELBY	SHEET	5/6
DESCRIPTION	VB3iS/R/L2-V2+ & VB3iSd CABLE				
REVISION					
ISS	DESCRIPTION	DATE	APPROVED	REDMINE	
2	Connector C Item 7 PN corrected.	12-05-21	SH	17054	

CONNECTOR K CABLE ASSEMBLY



CONNECTOR K - BILL OF MATERIALS

ITEM	QTY	SUPPLIER	SUPPLIER P/N	DESCRIPTION	RACELOGIC P/N
1	1	LEMO	PHG.0B.305.CLLD52Z	5-WAY CABLE MOUNT SOCKET	LEMO 5WAY SC
2	A/R	FARNELL	1191021	HEATSHRINK BLACK 1.5mm 3:1	119-1021
3	10mm	CPC	CB09683	HEATSHRINK BLACK 4.8mm 2:1	100-8431
4	1	LEMO	GMA.0B.035.DJ	BEND RELIEF YELLOW 3.5mm	GMA.0B.035DJ
5	0.3m	FARNELL	2440060	7-2-04A 4-CORE UNSCREENED CABLE	119-0211
6	1	AVERY	J8658-25	25.4 x 10mm LABEL + CABLE IDENT	J8658-25
7	30mm	FARNELL	3046539	HEATSHRINK CLEAR 6mm 3:1	304-6539

DRAWING NUMBER	RLCAB163	DRAWN	B.SELBY	SHEET	6/6
DESCRIPTION	VB3iS/R/L2-V2+ & VB3iSd CABLE				
REVISION					
ISS	DESCRIPTION	DATE	APPROVED	REDMINE	
2	Connector C Item 7 PN corrected.	12-05-21	SH	17054	