

6

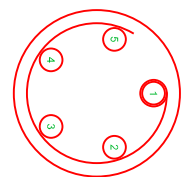
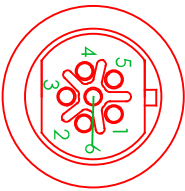
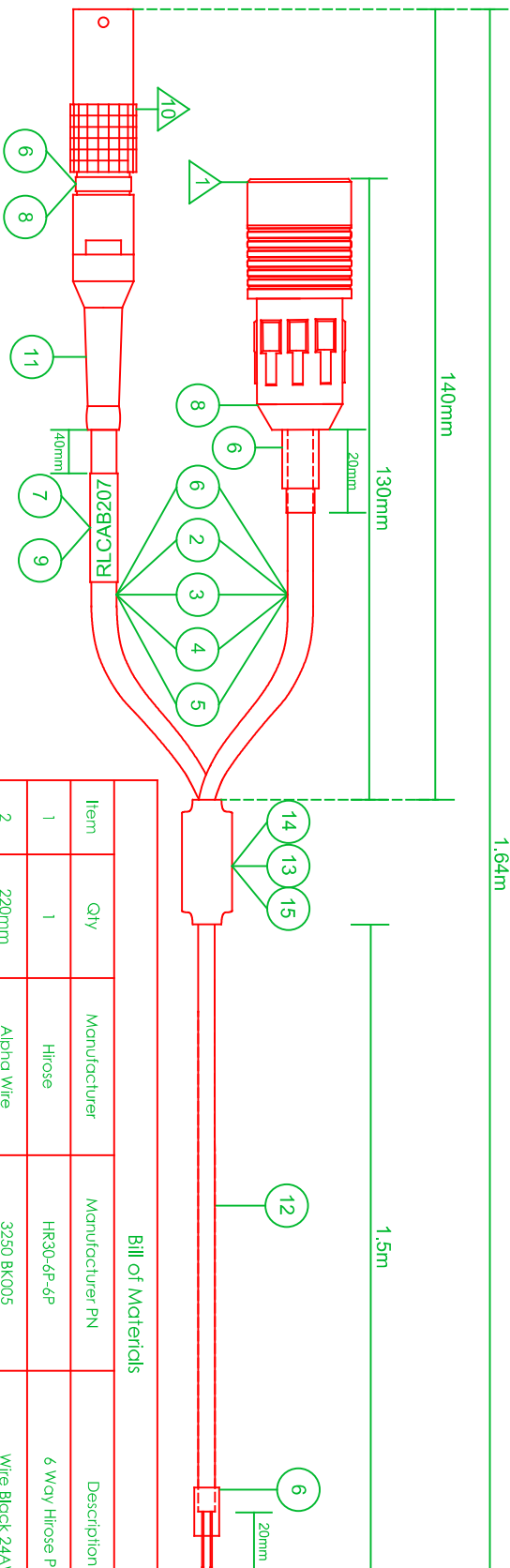
5

4

3

2

1

WIRE ENTRY  
ITEM 1WIRE ENTRY  
ITEM 10

Connection Table

Item 1	Item 10	Colour	Function	Colour
Pin	Pin	Colour	Function	Colour
5	3	BLUE	CAN H	N/C
4	4	WHITE	CAN L	N/C
3	Shell	BLACK	GND	BLACK
6	5	RED	V+	RED

## Bill of Materials

Item	Qty	Manufacturer	Manufacturer PN	Description	Racelogic PN
1	1	Hirose	HR30-6P-6P	6 Way Hirose Plug	142-5745
2	220mm	Alpha Wire	3250 BK005	Wire Black 24AWG	435-107
3	220mm	RS Pro	196-4219	Wire Red 24AWG	435-168
4	220mm	RS Pro	196-4212	Wire Blue 24AWG	435-119
5	220mm	Alpha Wire	6712 WH001	Wire White 24AWG	435-181
6	A/R	PRO-POWER	13636	Heatshrink 2:1 4.8mm Black	100-8431
7	1	Avery	J8658-26	Cable Ident 25.4mm x 10mm	-
8	A/R	PRO-POWER	SP3X1.5/5/BLACK	Heatshrink 1.5mm 3:1	119-1021
9	30mm	PRO-POWER	CGFC-6/ZC	Heatshrink Clear 6mm 3:1	304-6539
10	1	LEMO	PHG.08.305.CLLD5Z2	LEMO 5W Cable Socket	LEMO 5W AY SC
11	1	LEMO	GMAA.08.035.DN	LEMO BLACK STRAIN BOOT	GMAA.08.035.D
12	A/R	Alphawire	2461C BK001	Cable 2 Core Black	529-187
13	A/R	PRO-POWER	13625	Heatshrink 3.2mm 2:1	100-8430
14	1	G&B Projects	NS20-53	M5 x 20 Nylon Spacer	M5 x 20 Spacer
15	50mm	TE Connectivity	CGAT-9/3-40	Heatshrink 9/3:1 Adhesive Lined	157-3802

# RACCELOGIC

Unit 10 Swann Business Centre, Osier Way, Buckingham, MK18 1TB.  
 Email: [hardware@raccelogic.co.uk](mailto:hardware@raccelogic.co.uk) Tel: +44 (0)1280 823803

NAME	DATE	UNLESS OTHERWISE SPECIFIED: DIMENSIONS ARE IN MILLIMETRES TOLERANCES: LINEAR: ±10mm ANGULAR: ±10°
HHUSSAIN	28/07/22	
A.GOLDMAN	28/07/22	
SHOORER	28/07/22	

DWG NUMBER: **RLCAB207**  
 DESCRIPTION: **HR30-6P To LEMO 5W SC (CAN + PWR)**  
 REDLINE NUMBER: **19569**

IF YOU ARE UNSURE ABOUT SOMETHING OR WOULD LIKE  
 TO DEVIATE FROM THE DRAWING TO EASE MANUFACTURE,  
 PLEASE CONTACT THE DESIGNER (DRAWN BY)

DRAWING NOT TO SCALE

SHEET 1 OF 1

A

B

C

D

6

5

4

3

2

1

A

B

C

D